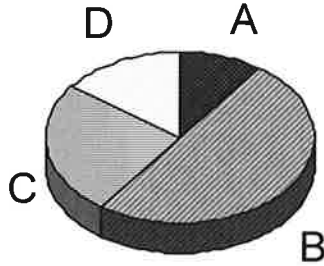


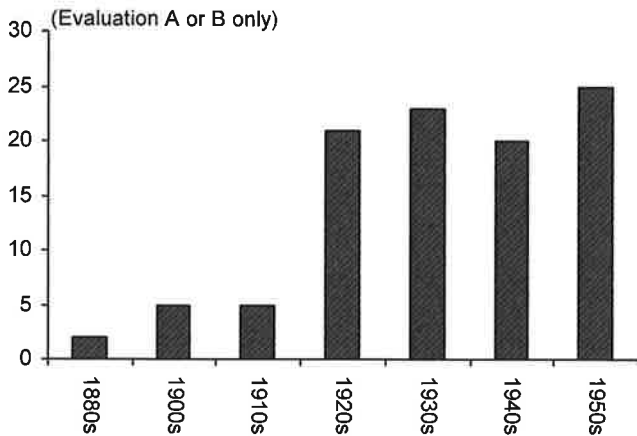
Evaluation



Code	Description	Quantity	Percentage
A	ELIGIBLE/SIGNIFICANT	17	10%
B	ELIGIBLE/CONTRIBUTING	86	50%
C	INELIG./NON-CONTRIBUTING	43	25%
D	OUT-OF-PERIOD	26	15%
Total		172	

Code	Description	Quantity	Percentage
A	ELIGIBLE/SIGNIFICANT	17	9%
B	ELIGIBLE/CONTRIBUTING	86	48%
C	INELIG./NON-CONTRIBUTING	43	24%
D	OUT-OF-PERIOD	26	15%
U	UNDETERMINED	2	1%
X	DEMOLISHED	5	3%
Total		179	

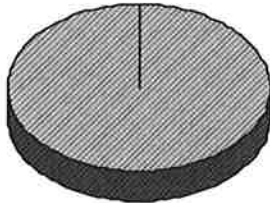
Construction Date



Decade	Quantity	Percentage
Unrecorded	1	1%
1880s	2	2%
1890s	1	1%
1900s	5	5%
1910s	5	5%
1920s	21	20%
1930s	23	22%
1940s	20	19%
1950s	25	24%
Total	103	

Original Use

(Evaluation A or B only)



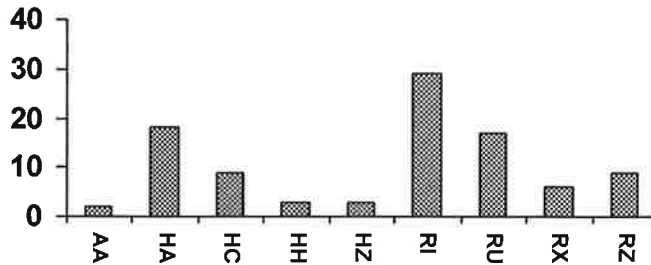
R

Code	Description	Quantity	
R	RESIDENTIAL	101	98%
J	RELIGION	1	1%
H	HEALTH CARE	1	1%
Total		103	

	Description	Quantity	
R1	SINGLE DWELLING	97	94%
R2	MULTIPLE DWELLING	3	3%
R0	RESIDENTIAL (GEN.)	1	1%
J0	RELIGIOUS (GENERAL)	1	1%
H1	HOSPITAL	1	1%
Total		103	

Plan Types

(Evaluation A or B only)



Code	Description	Quantity	
R	RESIDENCES	63	61%
H	RESIDENCES - LATE 20TH CENTURY	35	34%
A	RESIDENCES - MULTI-FAMILY	3	3%
Z	OTHER TYPES	1	1%
X	RELIGIOUS BUILDINGS	1	1%
Total		103	

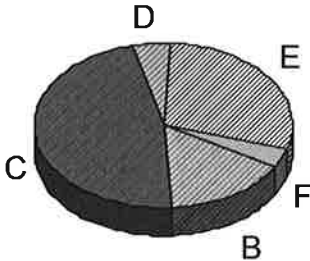
DETAILS

Plan / Type	Quantity	
RI	29	28%
HA	18	17%
RU	17	17%
RZ	9	9%
HC	9	9%
RX	6	6%
HH	3	3%
HZ	3	3%
AA	2	2%
HD	1	1%
HE	1	1%
AL	1	1%
ZZ	1	1%
RJ	1	1%
RH	1	1%
XA	1	1%

Total: 103

Materials

(Evaluation A or B only)



Code	Description	Quantity	Percentage
C	brick	67	47%
E	vener	41	29%
B	wood	22	15%
D	stone	7	5%
F	concrete	5	4%
Total		142	

Details

Materials	Quantity	Percentage
BA SHINGLE SIDING	9	6%
BB BOARD & BATTEN SIDNG	1	1%
BC SHIP-LAP SIDING	1	1%
BD DROP/NOVELTY SIDING	2	1%
BE CLAPBOARD SIDING	5	4%
BZ WOOD:OTHER/UNDEF.	4	3%
CA REGULAR BRICK	46	32%
CD STRIATED BRICK	15	11%
CF OVERSIZED BRICK	1	1%
CZ BRICK:OTHER/UNDEF.	5	4%
DB SANDSTONE	3	2%
DE GRANITE	1	1%
DZ STONE:OTHER/UNDEF.	3	2%
EA STUCCO/PLASTER	17	12%
EH ASBESTOS SIDING	13	9%
EI ALUM./VINYL SIDING	5	4%
EM HALF-TIMBERING	5	4%
EP MASONITE SIDING	1	1%
FB CONCRETE BLOCK	2	1%
FF CAST CONCRETE	1	1%
FZ CONCRETE: OTHER	2	1%
Total:	142	

CEDAR CITY HISTORIC DISTRICT

Print-out Date: 4/17/2018

Utah State Historic Preservation Office Data

Page 5 of 8

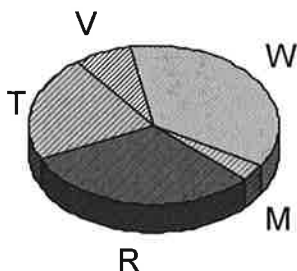
Materials Details - Frequency Order

Materials	Quantity	
CA REGULAR BRICK	46	32%
EA STUCCO/PLASTER	17	12%
CD STRIATED BRICK	15	11%
EH ASBESTOS SIDING	13	9%
BA SHINGLE SIDING	9	6%
CZ BRICK:OTHER/UNDEF.	5	4%
BE CLAPBOARD SIDING	5	4%
EM HALF-TIMBERING	5	4%
EI ALUM./VINYL SIDING	5	4%
BZ WOOD:OTHER/UNDEF.	4	3%
DB SANDSTONE	3	2%
DZ STONE:OTHER/UNDEF.	3	2%
FZ CONCRETE: OTHER	2	1%
FB CONCRETE BLOCK	2	1%
BD DROP/NOVELTY SIDING	2	1%
CF OVERSIZED BRICK	1	1%
EP MASONITE SIDING	1	1%
FF CAST CONCRETE	1	1%
BC SHIP-LAP SIDING	1	1%
BB BOARD & BATTEN SIDNG	1	1%
DE GRANITE	1	1%

Total: 142

Styles

(Evaluation A or B only)



Code	Description	Quantity	
W	wwii / post-war	40	36%
R	period revival	34	31%
T	early 20th century	24	22%
V	victorian	8	7%
M	modern	4	4%
O	other	1	1%
Total		111	

Details

Style	Quantity	
MN INTERNATIONAL	2	2%
MZ MODERN: OTHER	2	2%
OT OTHER/UNCLEAR STYLE	1	1%
RC COLONIAL REVIVAL	4	4%
RD DUTCH COLONIAL REV.	1	1%
RG ENGLISH COTTAGE	15	14%
RN NEOCLASSICAL	1	1%
RR ITALIAN RENAISSANCE	1	1%
RS SPANISH COLONIAL REVIVAL	1	1%
RT ENGLISH TUDOR	6	5%
RZ PERIOD REVIVAL: OTHER	5	5%
TA ARTS & CRAFTS	1	1%
TB BUNGALOW	17	15%
TP PRAIRIE SCHOOL	4	4%
TZ 20TH C.: OTHER	2	2%
VE VICTORIAN ECLECTIC	7	6%
VZ VICTORIAN: OTHER	1	1%
WE EARLY RANCH (GEN.)	9	8%
WR RANCH/RAMBLER (GEN.)	1	1%
WW MINIMAL TRADITIONAL	28	25%
WZ POST-WWII: OTHER	2	2%

Total: 111

CEDAR CITY HISTORIC DISTRICT

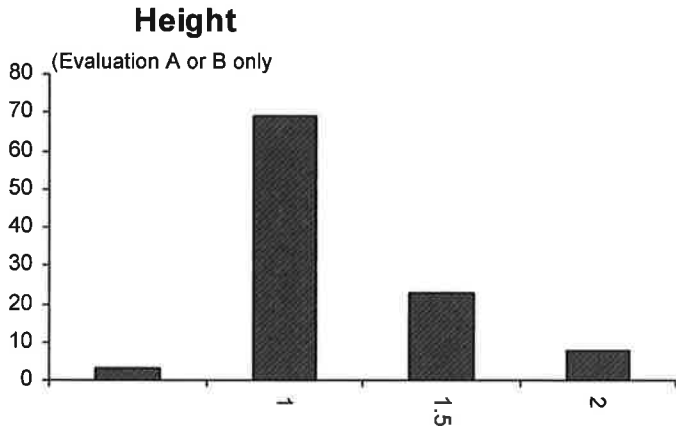
Print-out Date: 4/17/2018

Utah State Historic Preservation Office Data

Page 7 of 8

Style Details - Frequency Order

Style	Quantity	
WW MINIMAL TRADITIONAL	28	25%
TB BUNGALOW	17	15%
RG ENGLISH COTTAGE	15	14%
WE EARLY RANCH (GEN.)	9	8%
VE VICTORIAN ECLECTIC	7	6%
RT ENGLISH TUDOR	6	5%
RZ PERIOD REVIVAL: OTHER	5	5%
TP PRAIRIE SCHOOL	4	4%
RC COLONIAL REVIVAL	4	4%
TZ 20TH C.: OTHER	2	2%
WZ POST-WWII: OTHER	2	2%
MN INTERNATIONAL	2	2%
MZ MODERN: OTHER	2	2%
VZ VICTORIAN: OTHER	1	1%
RS SPANISH COLONIAL REVIVAL	1	1%
RR ITALIAN RENAISSANCE	1	1%
RN NEOCLASSICAL	1	1%
WR RANCH/RAMBLER (GEN.)	1	1%
RD DUTCH COLONIAL REV.	1	1%
OT OTHER/UNCLEAR STYLE	1	1%
TA ARTS & CRAFTS	1	1%
Total:	111	



Height	Quantity
story	3 3%
1 story	69 67%
1.5 story	23 22%
2 story	8 8%
Total	103

Outbuildings

Contributing Outbuildings	Total
22 properties with outbldgs.	=
37 properties with 0 outbldgs.	= 0
44 properties with 1 outbldgs.	= 44
Grand Total	44

Non-Contributing Outbuildings	Total
17 properties with outbldgs.	=
79 properties with 0 outbldgs.	= 0
7 properties with 1 outbldgs.	= 7
Grand Total	7